CRM GROUP
Construction Resource Management

# MVUSD Hayfork High School
# Alterations to Classroom Bldg (Inc 1)
# BID PACKAGE MV2019.1.8 Casework

## Scope Clarification

**General Notes:**

1. The following scope is offered as assistance to complete a thorough scope letter. Bids and budget breakout shall include a scope letter prepared by the contractor
2. This work shall be completed per plans and specifications
3. Pre-bid RFI's should be submitted if the plans are not thorough, lack dimensions, or if you have questions pertaining to this bid
4. Review all pages of the plans
5. Budget breakout (itemized bid sheet) is required for all scopes
6. Contractors shall notify CRM Group of any long lead items or material supply issues that could affect schedule.

**MVUSD will provide the following:**

1. Temp Fencing around the construction areas
2. Portable toilet and hand wash station
3. Power available to the construction areas
4. All general demo as per markups, plans, specs, addenda, etc.
    a. Contractor shall complete any leftover demo
5. All dumpsters and trash dispensers

**General Casework Notes:**

1. Contractor shall be responsible to provide and place all Casework per markups and project plans/specs
    a. This includes all Casework in Increment 1 (Classroom Bldg)
        i. Contractor shall adhere to schedules for each project and understand installation may require multiple trips to complete each Increment
2. Contractor shall install Casework finishes as follows:
    a. Sci-Lab
        i. All cabinets with corrosion-resistant surfaces
        ii. All special corrosion-resistant tops with integral sinks

iii. All corrosion-resistant peg-board

3. Plan Markups, if attached, are for reference and clarity

**Misc. Notes:**

1. Contractor shall provide District Project Manager (CRM) with a minimum 3-day notice prior to needing a DSA Project Inspector (P.I.) inspection as required
2. Contractor shall review and include all Casework shown on the markups and DSA Approved Plans and Specs.
3. Contractor shall adhere to Parking/Staging Plan provided by District Project Manager (CRM).
    a. Contractor are allowed one vehicle in the fenced construction area and only if it is proven necessary can it remain.

*This document shall be used only as a clarification of the intent of the DSA Approved Plans and Project Manual. While this document is not meant to add to the design of the project, it is formal, and the contractor shall be responsible for its content.*

Legend:
= FRP
= PEGBOARD
= VCTB

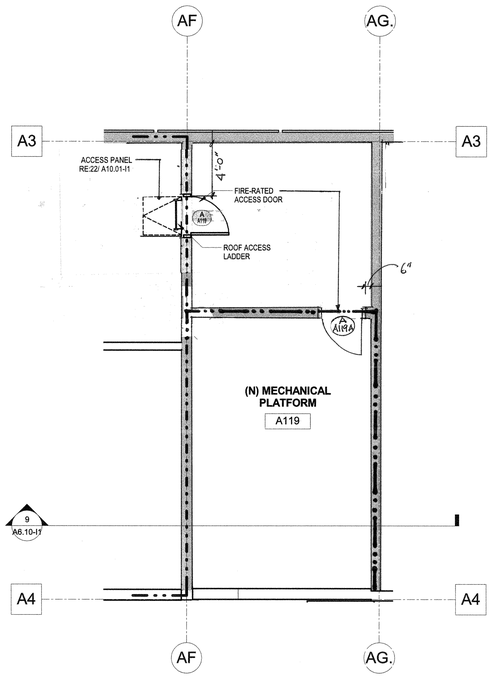


18 MECHANICAL PLATFORM/MEZZANINE 1 PLAN
1/4" = 1'-0"

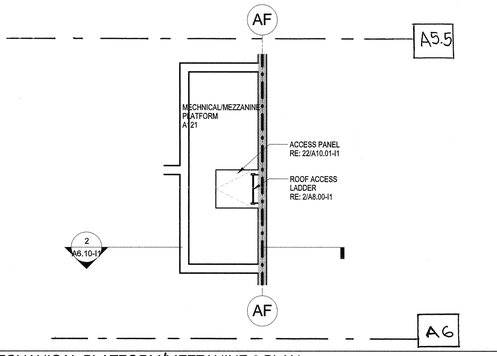


12 MECHANICAL PLATFORM/MEZZANINE 2 PLAN
1/4" = 1'-0"

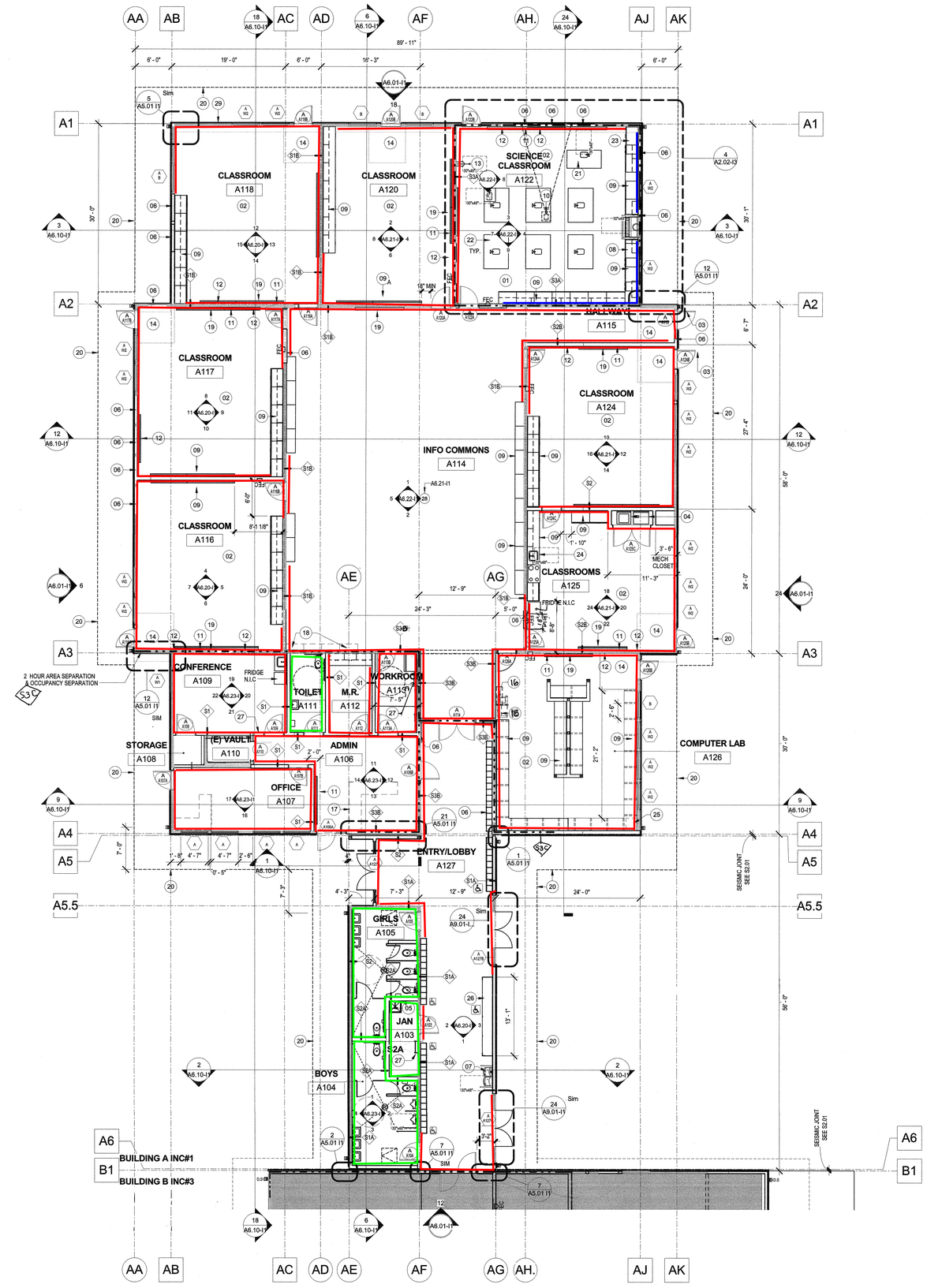


5 FLOOR PLAN - AREA A
1/8" = 1'-0"

## GENERAL NOTES

1. VERIFY DIMENSIONS AND EXISTING CONDITIONS BEFORE COMMENCING WORK. REPORT DISCREPANCIES TO THE ARCHITECT PRIOR TO PROCEEDING WITH AFFECTED WORK.
2. REFLECTED CEILING PLAN DIMENSIONS ARE REFERENCED FROM FINISHED SURFACES UNLESS NOTED OTHERWISE. CEILING HEIGHTS ARE DIMENSIONED FROM FLOOR TO FINISHED CEILING HEIGHT.
3. DIMENSIONS NOTED AS "FIELD VERIFY" SHALL BE CHECKED AT THE SITE BY THE CONTRACTOR AND REVIEWED WITH THE ARCHITECT BEFORE INCORPORATING INTO THE WORK.
4. DO NOT SCALE DRAWING. WRITTEN DIMENSIONS TAKE PRECEDENCE. IF CLARIFICATION IS REQUIRED IN ORDER TO DETERMINE THE INTENT OF THE CONTRACT DOCUMENTS, CONTACT THE ARCHITECT.
5. NOTES OR DIMENSIONS LABELED "TYPICAL" SHALL APPLY TO SITUATIONS THAT ARE THE SAME OR SIMILAR.
6. ALL INTERIOR PARTITIONS SHALL BE KEYED AS ◇— REFERENCE SHEET SERIES A7.00 FOR INTERIOR PARTITION TYPES.
7. ALL DIMENSIONS ARE TO FACE OF FINISHED WALL. U.N.O.
8. REFERENCE SHEET S/A8.00-I1 FOR ALL LOCKER TYPES.
9. N/A
10. ALL SPACES WITH FLOOR DRAINS TO HAVE FINISHED FLOORS SLOPED TO DRAIN NOT TO EXCEED ONE IN FIFTY.
11. N/A
12. ALL FLOORS FINISH CHANGES SHALL OCCUR AT THE CENTERLINE OF DOORS UNLESS NOTED OTHERWISE. ALL FLOOR FINISH CHANGES SHALL HAVE THRESHOLDS OR REDUCER STRIPS.
13. COORDINATE HOUSEKEEPING PAD DIMENSIONS AND LOCATIONS WITH EQUIPMENT TO BE INSTALLED. RE: STRUCTURAL FOR REINFORCING.
14. N/A
15. ALUMINUM THRESHOLDS TO BE SET IN FULL BED OF SEALANT AT ALL EXTERIOR DOORS
16. FOR TYPICAL TACKBOARD / MARKERBOARD ELEVATION REFER TO INTERIOR ELEVATIONS A6.20-I1 - A6.23-I1
17. COORDINATE ROOF DRAIN LEADER LOCATIONS WITH FLOOR PLAN PRIOR TO SLAB CONSTRUCTION
18. PROVIDE VINYL REDUCER AT ALL DISSIMILAR FLOOR MATERIALS U.N.O.
19. U.N.O., ALL ELECTRICAL AND MECHANICAL OPERABLE DEVICES SHALL BE MOUNTED WITH THE HIGHEST OPERABLE CONTROL AT MAXIMUM OF 42" AFF
20. ALL REQUIRED ACCESSIBLE CLEARANCES FOR ALL ITEMS INCLUDING BUT NOT LIMITED TO ALL COUNTERTOPS, ALL PLUMBING FIXTURES, INCLUDING ALL DRINKING FOUNTAINS, ALL LAVATORIES, ALL URINALS, AND ALL TOILETS SHALL BE STRICTLY ENFORCED.
21. ALL INTERIOR PARTITION TYPES ARE PER SHEET A7.01-I3

## CONSTRUCTION - KEYED NOTES

01 (N) BATT INSULATION AND CEILING PER RCP, SHEET A10.01 I1
02 (N) FLOOR FINISH, REF. FINISH SCHEDULE
03 (N) HM DOOR, SEE DOOR SCHEDULE
04 WASHER AND DRYER (N.I.C.)
05 (N) MOP SINK
06 WALL INFILL, MATCH EXISTING CONDITION RE: STRUCTURAL 14/S1.3
07 (N) HI-LOW DRINKING FOUNTAIN; RE: DETAILS 22 & 23 SHEET G0.40-I1 HAND RAILING
08 (N) FUME HOOD - ACCESSIBLE 250LBS MAX RE: 4/A6.22-I1
09 (N) CASEWORK AND WALL CABINETS, REF. INTERIOR ELEVATIONS
10 NOT USED
11 (N) MARKERBOARD, RE: 12/A8.00-I1
12 (N) TACKBOARD, RE: 8/A8.00-I1
13 EMERGENCY EYEWASH/SHOWER STATION: RE: 28/G0.40-I1
14 6'X6' WALK-OFF CARPET
15 PLOTTER, N.I.C. COORDINATE WITH OWNER FOR SPACE REQUIRED
16 UPPER CABINET RE: 22/A-800-I1
17 (E) FURNITURE - COORDINATE WITH OWNER
18 EXISTING SHELVING TO BE REUSED; N.I.C. PROVIDED BY OWNER
19 (N) WALL MOUNTED PROJECTOR; RE: 6/A8.00-I1
20 (N) METAL ROOF, REF. TO ROOF PLAN A3.01-I1
21 (N) TEACHER DEMONSTRATION TABLE, REF. SPECS.
22 (N) STUDENT WORKSTATIONS, REF. SPECS.
23 (N) FIRE RATED STORAGE CABINET, REF. SPECS.
24 ACCESSIBLE SINK AND ACCESSORIES, REF. MEP DWGS
25 MECHANICAL CHASE
26 DISPLAY CASEWORK, REF. INTERIOR ELEVATIONS 6/A6.20-I1
27 STEEL LADDER AS SPEC.; RE: 2/A8.00-I1
28 ASSISTIVE LISTENING SIGNAGE.; RE: 27/G0.60-I1
29 SNOW LOAD SIGNAGE.; RE: 28/G0.60-I1

## GENERAL FLOOR PLAN LEGEND

- EXISTING STUD WALL WITH NEW FINISHES, WALL TYPES SHEET A7.00A-I1
- WOOD STUD WALL @16" O.C. - FULL HEIGHT 2 HOURS FIRE RATED ASSEMBLY; RE: SHEET A7.01-I1
- WOOD STUD WALL @16" O.C. - FULL HEIGHT 1 HOUR FIRE RATED ASSEMBLY; RE: SHEET A7.01-I1
- NEW 2 X 6 WOOD STUD WALL @16" O.C.
- F.E.C. NEW FIRE EXTINGISHER RE: 20&19/A8.00-I1
- 11 PARTITION TYPE, REFERENCE SHEET A7.01-I1
- NOT IN SCOPE

PBK


ARCHITECTURE
SACRAMENTO
2520 Venture Oaks Way, Suite 440
Sacramento, CA 95833
Phone No 916-682-9494
PBK.com

CIVIL
TRINITY VALLEY CONSULTING
67 WALNUT WAY YALLOW CREEK CA 95573
PHONE NO. 530.629.3000

STRUCTURAL
POINT E STRUCTURAL
3701 BUSINESS DRIVE SUITE 100 SACRAMENTO CA 95820
PHONE NO. 916.452.5220

MECHANICAL & PLUMBING
FRONTIER CONSULTING ENGINEERS, INC
PO BOX 492174 REDDING CA 96002
PHONE NO. 530.232.6160

FOOD SERVICE
CAPITAL ENGINEERING
11020 SUN CENTER DRIVE RANCO CORDOVA CA 95670
PHONE NO. 916.851.3000

ELECTRICAL
PACE ENGINEERING
1730 SOUTH STREET REDDING CA 96001
PHONE NO. 530.244.0202

TECHNOLOGY
PACE ENGINEERING
1730 SOUTH STREET REDDING CA 96001
PHONE NO. 530.244.0202


**HAYFORK HIGH SCHOOL**
ALTERATIONS TO CLASSROOM, MULTI-PURPOSE AND ADMINISTRATION - BUILDING A INCREMENT #1

Mountain Valley Unified School District
231 OAK AVE, HAYFORK, CA 96041

CONSTRUCTION DOCUMENTS

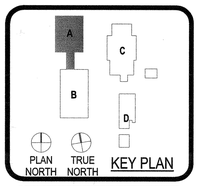


INCREMENT 1
IDENTIFICATION STAMP
DIV. OF THE STATE ARCHITECT
53-AK
APPL. 02-116570
ACS 41 ELECTRICAL 88 TECH
DATE 9-28-2018




CLIENT
MOUNTAIN VALLEY UNIFIED SCHOOL DISTRICT
PROJECT NUMBER
17.141
DATE: AUGUST 21, 2018
DRAWN BY: Author
CHECKED BY: Checker
REVISIONS

| No. | Description | Date |
|---|---|---|

CONSTRUCTION DOCUMENTS

**BUILDING A**

**A2.02-I1**

Z:\Projects\SAC\17\17141-01\Increment #1\Drawings\BIM\17141 - Hayfork HS Central_mily.hostetler.rvt
8/20/2018 9:42:16 PM

Legend:

- = FRP
- = FRL
- = Pegboard
- = 4' x 8' 1 1/2" Wall Tectum Panel TYP.
- = VCTB - Tack Board

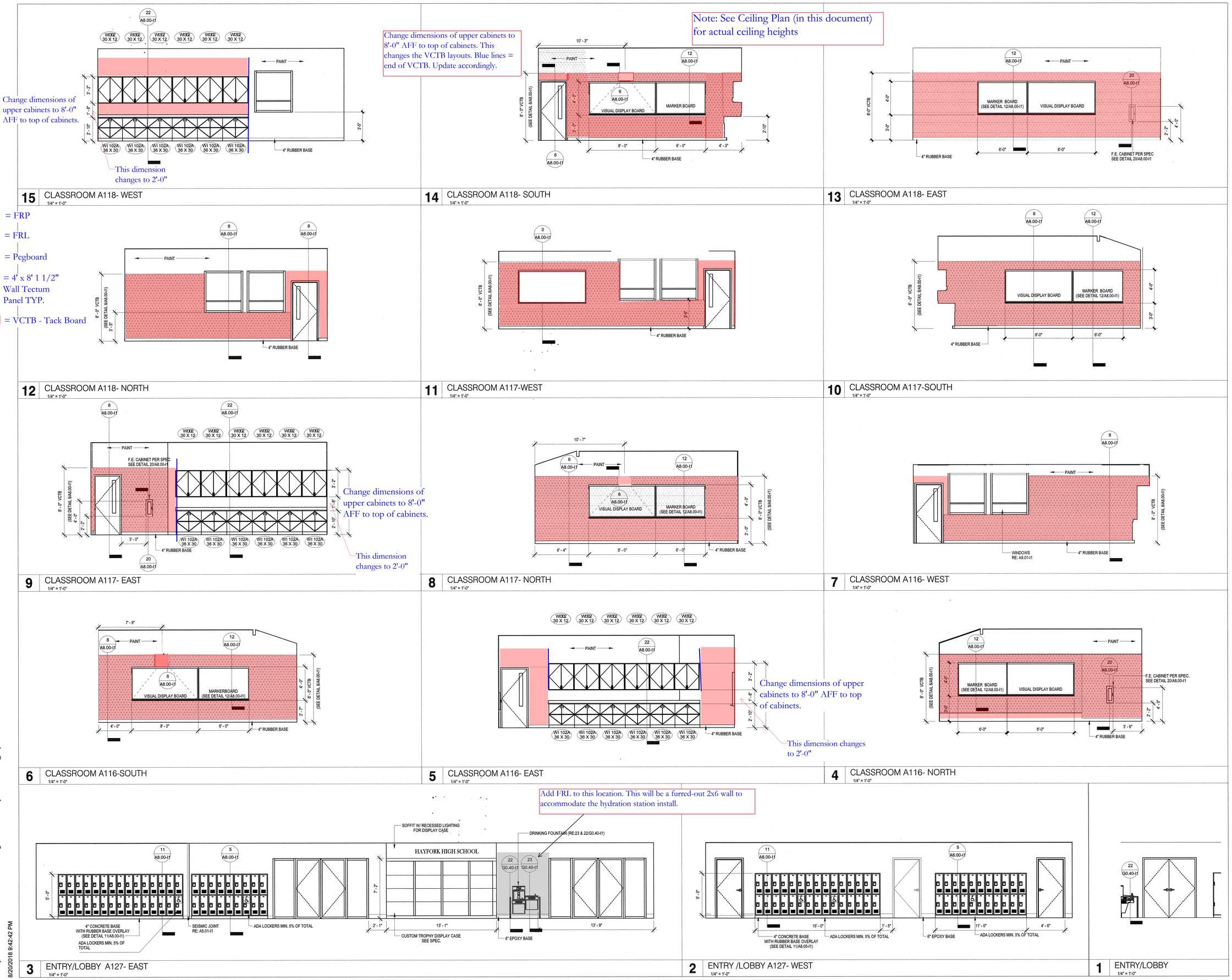
Change dimensions of upper cabinets to 8'-0" AFF to top of cabinets.
This dimension changes to 2'-0"
Change dimensions of upper cabinets to 8'-0" AFF to top of cabinets. This changes the VCTB layouts. Blue lines = end of VCTB. Update accordingly.
Note: See Ceiling Plan (in this document) for actual ceiling heights
Change dimensions of upper cabinets to 8'-0" AFF to top of cabinets.
This dimension changes to 2'-0"
Change dimensions of upper cabinets to 8'-0" AFF to top of cabinets.
This dimension changes to 2'-0"
Add FRL to this location. This will be a furred-out 2x6 wall to accommodate the hydration station install.

15 CLASSROOM A118- WEST 1/4" = 1'-0"
14 CLASSROOM A118- SOUTH 1/4" = 1'-0"
13 CLASSROOM A118- EAST 1/4" = 1'-0"
12 CLASSROOM A118- NORTH 1/4" = 1'-0"
11 CLASSROOM A117-WEST 1/4" = 1'-0"
10 CLASSROOM A117-SOUTH 1/4" = 1'-0"
9 CLASSROOM A117- EAST 1/4" = 1'-0"
8 CLASSROOM A117- NORTH 1/4" = 1'-0"
7 CLASSROOM A116- WEST 1/4" = 1'-0"
6 CLASSROOM A116-SOUTH 1/4" = 1'-0"
5 CLASSROOM A116- EAST 1/4" = 1'-0"
4 CLASSROOM A116- NORTH 1/4" = 1'-0"
3 ENTRY/LOBBY A127- EAST 1/4" = 1'-0"
2 ENTRY /LOBBY A127- WEST 1/4" = 1'-0"
1 ENTRY/LOBBY 1/4" = 1'-0"

PBK


ARCHITECTURE
SACRAMENTO
2520 Venture Oaks Way, Suite 440
Sacramento, CA 95833
Phone No 916-682-9494
PBK.com

CIVIL
TRINITY VALLEY CONSULTING
67 WALNUT WAY WILLOW CREEK CA 95673
PHONE NO. 530.829.3000

STRUCTURAL
POINT 2 STRUCTURAL
3701 BUSINESS DRIVE SUITE 100 SACRAMENTO CA 95820
PHONE NO. 916.452.0200

MECHANICAL & PLUMBING
FRONTIER CONSULTING ENGINEERS, INC
PO BOX 492174 REDDING CA 96002
PHONE NO. 530.232.6160

FOOD SERVICE
CAPITAL ENGINEERING
11020 SUN CENTER DRIVE RANCO CORDOVA CA 95670
PHONE NO. 916.851.3500

ELECTRICAL
FACE ENGINEERING
1730 SOUTH STREET REDDING CA 96001
PHONE NO. 530.244.0202

TECHNOLOGY
FACE ENGINEERING
1730 SOUTH STREET REDDING CA 96001
PHONE NO. 530.244.0202


**HAYFORK HIGH SCHOOL**
ALTERATIONS TO CLASSROOM, MULTI-PURPOSE AND ADMINISTRATION - BUILDING A INCREMENT #1

Mountain Valley Unified School District
231 OAK AVE, HAYFORK, CA 96041

CONSTRUCTION DOCUMENTS

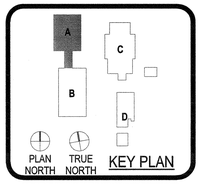

KEY PLAN

INCREMENT 1
IDENTIFICATION STAMP
DIV. OF THE STATE ARCHITECT
APPL. 02-116570
ACS
DATE 8-28-2018

CLIENT
MOUNTAIN VALLEY UNIFIED SCHOOL DISTRICT
PROJECT NUMBER 17141
DATE: AUGUST 21, 2018
DRAWN BY: Author
CHECKED BY: Checker
REVISIONS

| No. | Description | Date |
|---|---|---|

CONSTRUCTION DOCUMENTS

# INTERIOR ELEVATIONS

# A6.20-I1

Z:\Projects\SAC\17\17141-01\Increment #1\Drawings\BIM\17141 - Hayfork HS Central_mily.hostetler.rvt
8/20/2018 9:42:42 PM

Add: 7 - 4' x 8' Tectum Panels equally spaced

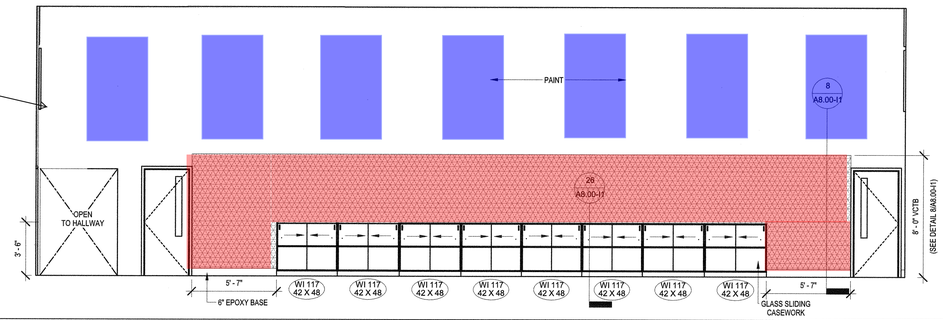


**28** INFO COMMONS A115- EAST
1/4" = 1'-0"

No VCTB on this wall

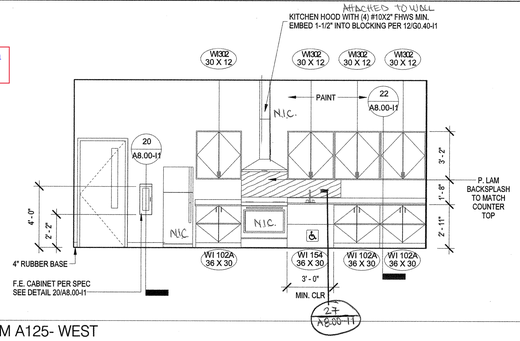


**24** CLASSROOM A125- WEST
1/4" = 1'-0"

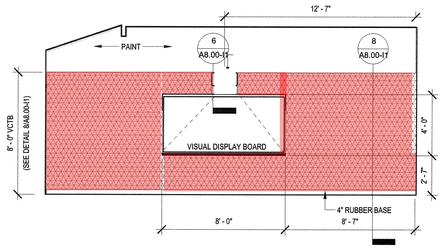


**22** CLASSROOM A125- SOUTH
1/4" = 1'-0"

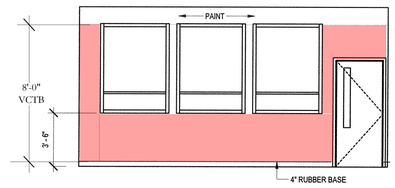


**20** CLASSROOM A125- EAST
1/4" = 1'-0"

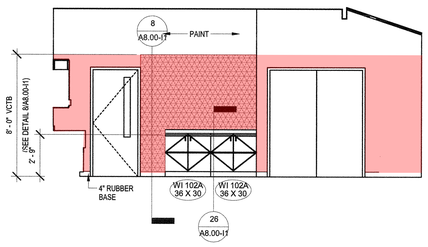


**18** CLASSROOM A125- NORTH
1/4" = 1'-0"

Change dimensions of upper cabinets to 8'-0" AFF to top of cabinets.

This dimension changes to 2'-0"

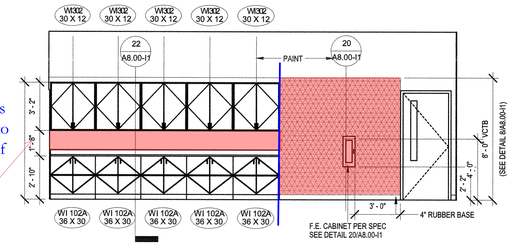


**16** CLASSROOM A124- WEST
1/4" = 1'-0"

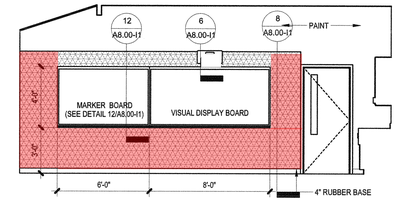


**14** CLASSROOM A124- SOUTH
1/4" = 1'-0"

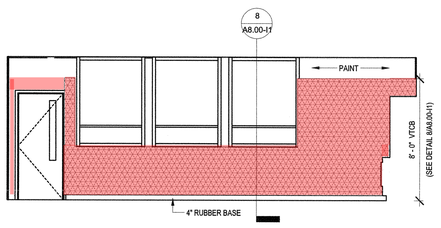


**12** CLASSROOM A124- EAST
1/4" = 1'-0"

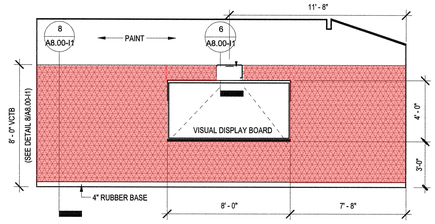


**10** CLASSROOM A124- NORTH
1/4" = 1'-0"

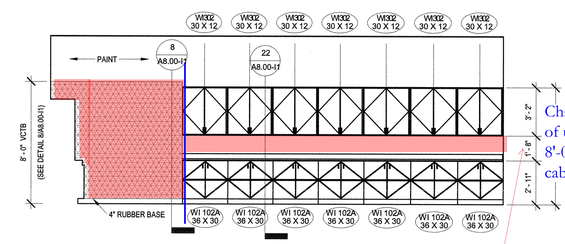


Change dimensions of upper cabinets to 8'-0" AFF to top of cabinets.

This dimension changes to 2'-0"

**8** CLASSROOM A120- WEST
1/4" = 1'-0"

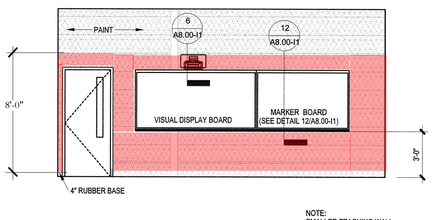


NOTE:
SMALLER TEACHING WALL
TO FIT SPACE

**6** CLASSROOM A120- SOUTH
1/4" = 1'-0"

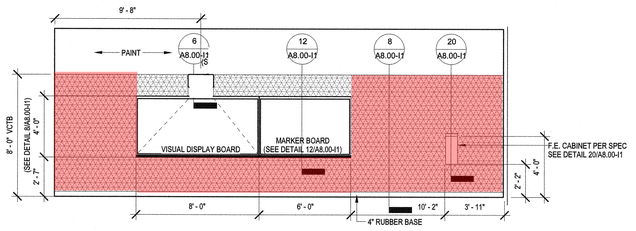


**4** CLASSROOM A120- EAST
1/4" = 1'-0"

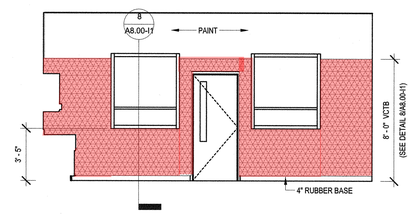


**2** CLASSROOM A120- NORTH
1/4" = 1'-0"

Z:\Projects\SAC\17\17141-01\Increment #1\Drawings\BIM\17141 - Hayfork HS Central_mily.hostetler.rvt
8/20/2018 9:42:47 PM

PBK

ARCHITECTURE
SACRAMENTO
2520 Venture Oaks Way, Suite 440
Sacramento, CA 95833
Phone No 916-682-9494
PBK.com

CIVIL
TRINITY VALLEY CONSULTING
67 WALNUT WAY WILLOW CREEK CA 95573
PHONE NO. 530.629.3005

STRUCTURAL
POINT 2 STRUCTURAL
3701 BUSINESS DRIVE SUITE 100 SACRAMENTO CA 95820
PHONE NO. 916.453.8200

MECHANICAL & PLUMBING
FRONTIER CONSULTING ENGINEERS, INC
PO BOX 492174 REDDING CA 96002
PHONE NO. 530.222.6160

FOOD SERVICE
CAPITAL ENGINEERING
11020 SUN CENTER DRIVE RANCO CORDOVA CA 95670
PHONE NO. 916.851.3500

ELECTRICAL
PACE ENGINEERING
1730 SOUTH STREET REDDING CA 96001
PHONE NO. 530.244.0202

TECHNOLOGY
PACE ENGINEERING
1730 SOUTH STREET REDDING CA 96001
PHONE NO. 530.244.0202

**HAYFORK HIGH SCHOOL**
ALTERATIONS TO CLASSROOM, MULTI-PURPOSE AND ADMINISTRATION - BUILDING A INCREMENT #1

Mountain Valley Unified School District

231 OAK AVE, HAYFORK, CA 96041

CONSTRUCTION DOCUMENTS

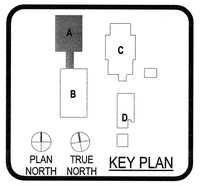


INCREMENT 1

IDENTIFICATION STAMP
DIV. OF THE STATE ARCHITECT
APPL. 02-116570
ACS
DATE 8-28-2018

CLIENT
MOUNTAIN VALLEY UNIFIED SCHOOL DISTRICT
PROJECT NUMBER
17141
DATE: AUGUST 21, 2018
DRAWN BY: Author
CHECKED BY: Checker
REVISIONS

| No. | Description | Date |
|---|---|---|

CONSTRUCTION DOCUMENTS

**INTERIOR ELEVATIONS**

**A6.21-I1**

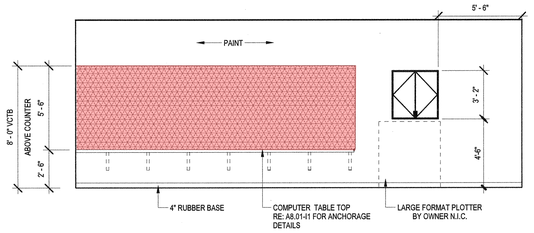


**13** COMPUTER LAB A126- WEST
1/4" = 1'-0"

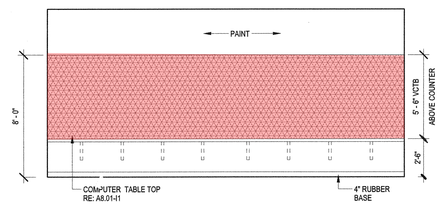


**12** COMPUTER LAB A126- SOUTH
1/4" = 1'-0"

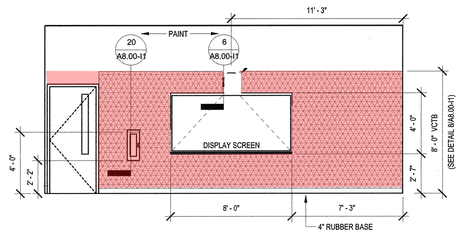


**11** COMPUTER LAB A126- NORTH
1/4" = 1'-0"

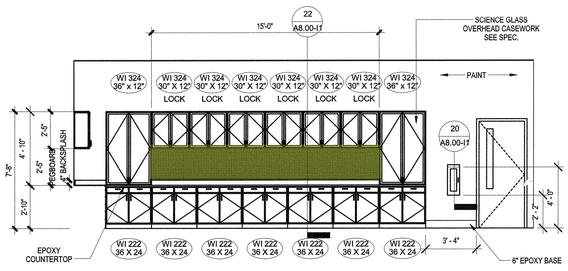


**9** SCIENCE LAB A122- SOUTH
1/4" = 1'-0"

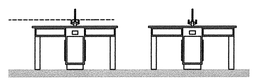

**8** SCIENCE LAB A122- STUDENT STATION -EAST
1/4" = 1'-0"

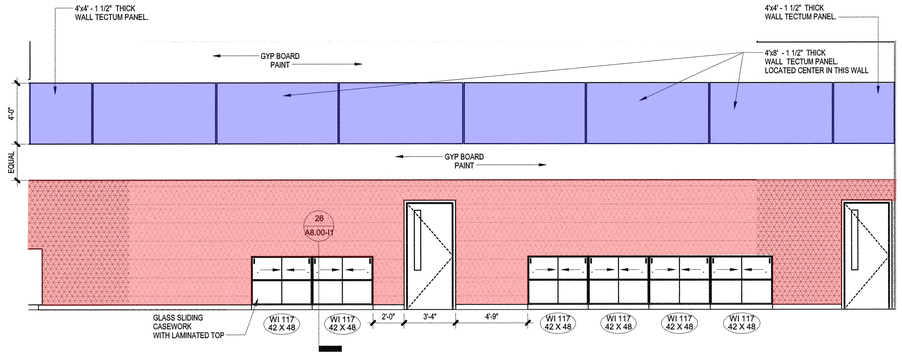


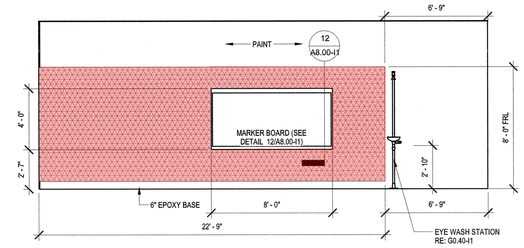


**7** SCIENCE LAB A122- WEST
1/4" = 1'-0"

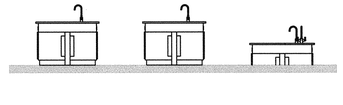

**6** SCIENCE LAB A122- STUDENT STATION - SOUTH
1/4" = 1'-0"




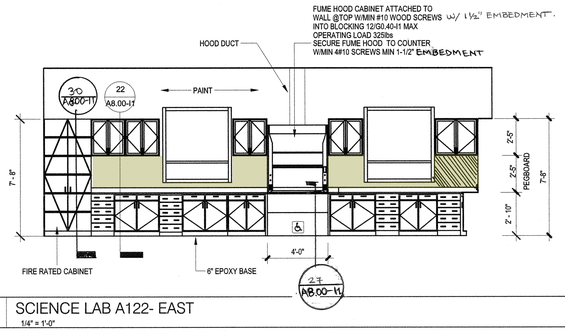


**4** SCIENCE LAB A122- EAST
1/4" = 1'-0"

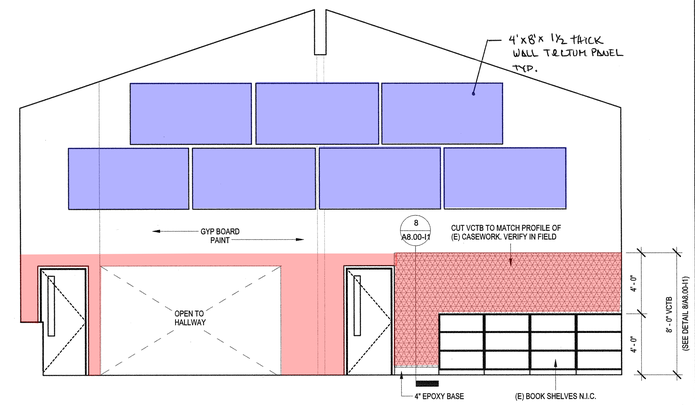


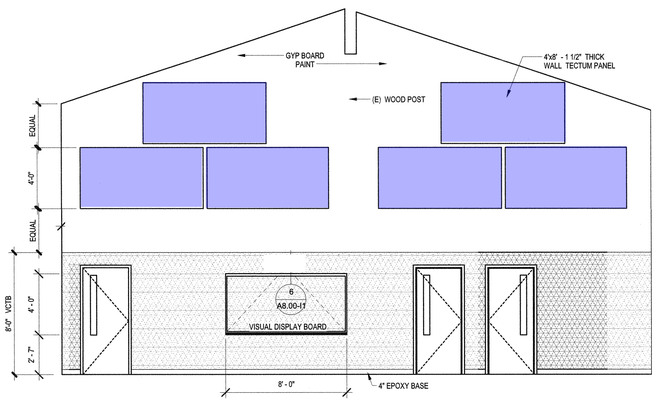


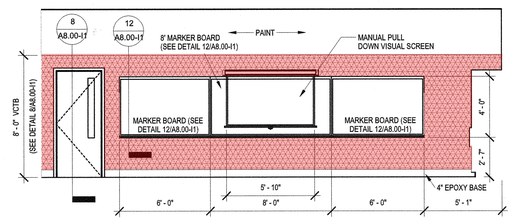


**3** SCIENCE LAB A122- NORTH
1/4" = 1'-0"

**2** INFO COMMONS A115- SOUTH
1/4" = 1'-0"

**1** INFO COMMONS A115- NORTH
1/4" = 1'-0"

Z:\Projects\SAC\17\17141-01\Increment #1\Drawings\BIM\17141 - Hayfork HS Central_mily.hostetler.rvt
8/20/2018 9:42:51 PM


PBK

ARCHITECTURE
SACRAMENTO
2520 Venture Oaks Way, Suite 440
Sacramento, CA 95833
Phone No 916-682-9494
PBK.com

CIVIL
TRINITY VALLEY CONSULTING
67 WALNUT WAY YOLLOW CREEK CA 95573
PHONE NO. 530.629.3000

STRUCTURAL
PACE ENGINEERING
3701 BUSINESS DRIVE SUITE 100 SACRAMENTO CA 95820
PHONE NO. 916.452.5200

MECHANICAL & PLUMBING
FROHLING MECHANICAL ENGINEERING, INC
PO BOX 493174 REDDING CA 96002
PHONE NO. 530.232.6180

FOOD SERVICE
CSD ENGINEERING
11020 SUN CENTER DRIVE RANCO CORDOVA CA 95670
PHONE NO. 916.851.3300

ELECTRICAL
PACE ENGINEERING
1730 SOUTH STREET REDDING CA 96001
PHONE NO. 530.244.0202

TECHNOLOGY
PACE ENGINEERING
1730 SOUTH STREET REDDING CA 96001
PHONE NO. 530.244.0202


**HAYFORK HIGH SCHOOL**
ALTERATIONS TO CLASSROOM, MULTI-PURPOSE AND ADMINISTRATION - BUILDING A INCREMENT #1

Mountain Valley Unified School District

231 OAK AVE, HAYFORK, CA 96041

CONSTRUCTION DOCUMENTS

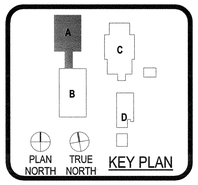


KEY PLAN

INCREMENT I

IDENTIFICATION STAMP
DIV. OF THE STATE ARCHITECT
APPL. 02-116570
ACS ☐ FLS ☐ SS ☐ SC ☐
DATE 8-28-2018

LICENSED ARCHITECT
DANIEL JOSEPH GRAY
C-17698
10/31/19
RENEWAL DATE
STATE OF CALIFORNIA

CLIENT
MOUNTAIN VALLEY UNIFIED SCHOOL DISTRICT
PROJECT NUMBER
17141
DATE: AUGUST 21, 2018
DRAWN BY: Author
CHECKED BY: Checker
REVISIONS

| No. | Description | Date |
|---|---|---|

CONSTRUCTION DOCUMENTS

**INTERIOR ELEVATIONS**

**A6.22-I1**

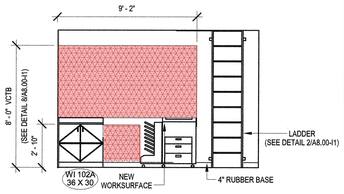


**24** WORKROOM A113- EAST
1/4" = 1'-0"

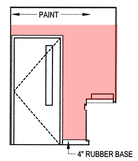


**23** WORKROOM A113- NORTH
1/4" = 1'-0"

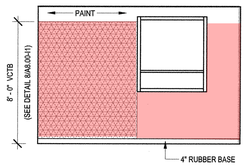


**22** CONFERNECE A109- WEST
1/4" = 1'-0"

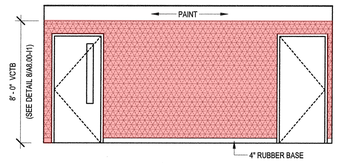


**21** CONFERNECE A109- SOUTH
1/4" = 1'-0"

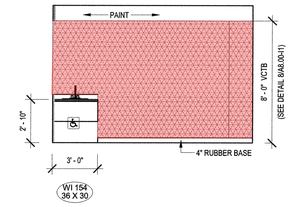


**20** CONFERNECE A109- EAST
1/4" = 1'-0"

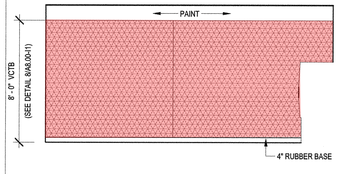


**19** CONFERENCE A109- NORTH
1/4" = 1'-0"

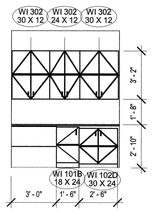


**18** M.R. A112- NORTH
1/4" = 1'-0"

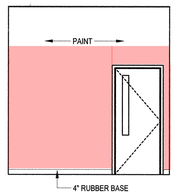


**17** OFFICE A128- WEST
1/4" = 1'-0"

Should be Office A107

Delete VCTB on this wall.

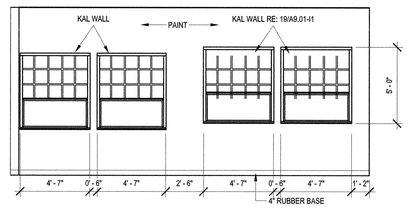


**16** OFFICE A128- SOUTH
1/4" = 1'-0"

Should be Office A107

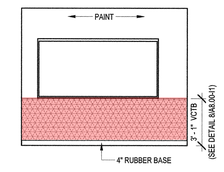


**14** ADMIN A127- WEST
1/4" = 1'-0"

This should be Admin A106

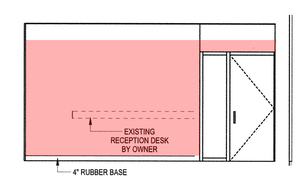


**13** ADMIN A127- SOUTH
1/4" = 1'-0"

This should be Admin A106

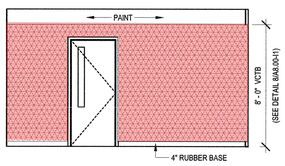


**12** ADMIN A127- EAST
1/4" = 1'-0"

This should be Admin A106

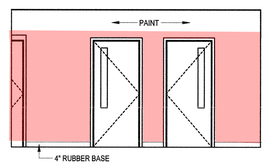


**11** ADMIN A127- NORTH
1/4" = 1'-0"

This should be Admin A106

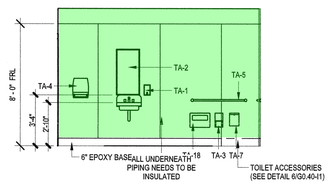


**10** TOILET A111-WEST
1/4" = 1'-0"

FRP shall go all the way to the clg (all restrooms)

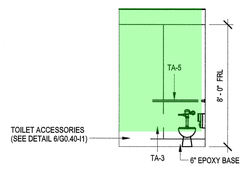


**9** TOILET A111- NORTH
1/4" = 1'-0"

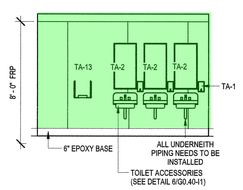


**8** GIRLS A105- WEST
1/4" = 1'-0"

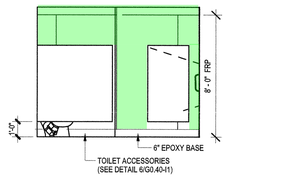


**7** GIRLS A105- SOUTH
1/4" = 1'-0"

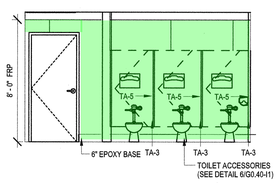


**6** GIRLS A105- EAST
1/4" = 1'-0"

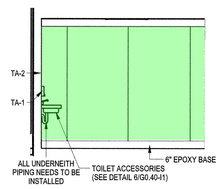


**5** GIRLS A105- NORTH
1/4" = 1'-0"

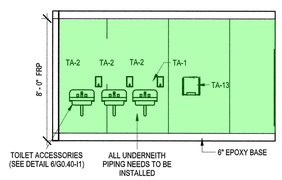


**4** BOYS A104- WEST
1/4" = 1'-0"

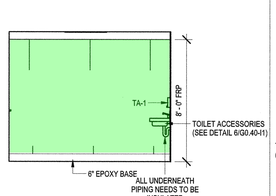


**3** BOYS A104- SOUTH
1/4" = 1'-0"

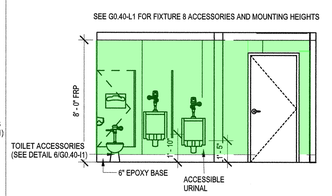


**2** BOYS A104- EAST
1/4" = 1'-0"

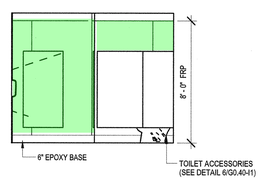


**1** BOYS A104- NORTH
1/4" = 1'-0"


PBK

**ARCHITECTURE**
SACRAMENTO
2520 Venture Oaks Way, Suite 440
Sacramento, CA 95833
Phone No 916-682-9494
PBK.com

CIVIL
TRINITY VALLEY CONSULTING
67 WALNUT WAY WILLOW CREEK CA 95573
PHONE NO. 530.629.3000

STRUCTURAL
POINT 2 STRUCTURAL
3701 BUSINESS DRIVE SUITE 100 SACRAMENTO CA 95820
PHONE NO. 916.452.8200

MECHANICAL & PLUMBING
FRONTIER CONSULTING ENGINEERS, INC
PO BOX 492274 REDDING CA 96002
PHONE NO. 530.222.6102

FOOD SERVICE
CAPITOL ENGINEERING
11020 SUN CENTER DRIVE RANCO CORDOVA CA 95670
PHONE NO. 916.851.3300

ELECTRICAL
PACE ENGINEERING
1730 SOUTH STREET REDDING CA 96001
PHONE NO. 530.244.0202

TECHNOLOGY
PACE ENGINEERING
1730 SOUTH STREET REDDING CA 96001
PHONE NO. 530.244.0202


**HAYFORK HIGH SCHOOL**
ALTERATIONS TO CLASSROOM, MULTI-PURPOSE AND ADMINISTRATION - BUILDING A INCREMENT #1

Mountain Valley Unified School District

231 OAK AVE, HAYFORK, CA 96041

CONSTRUCTION DOCUMENTS

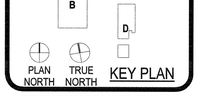


INCREMENT 1

IDENTIFICATION STAMP
DIV. OF THE STATE ARCHITECT
APPL. 02-116570
ACS FLS VNES
DATE 8-28-2018

CLIENT
MOUNTAIN VALLEY UNIFIED SCHOOL DISTRICT
PROJECT NUMBER
17141
DATE: AUGUST 21, 2018
DRAWN BY: Author
CHECKED BY: Checker
REVISIONS

| No. | Description | Date |
|---|---|---|

CONSTRUCTION DOCUMENTS

**INTERIOR ELEVATIONS**

**A6.23-I1**

Z:\Projects\SAC\17\17141-01\Increment #1\Drawings\BIM\17141 - Hayfork HS Central_mily.hostetler.rvt
8/20/2018 9:42:57 PM

Legend:
= Carpet Tiles (Walk-Off)
= Chip Epoxy (multi-color)

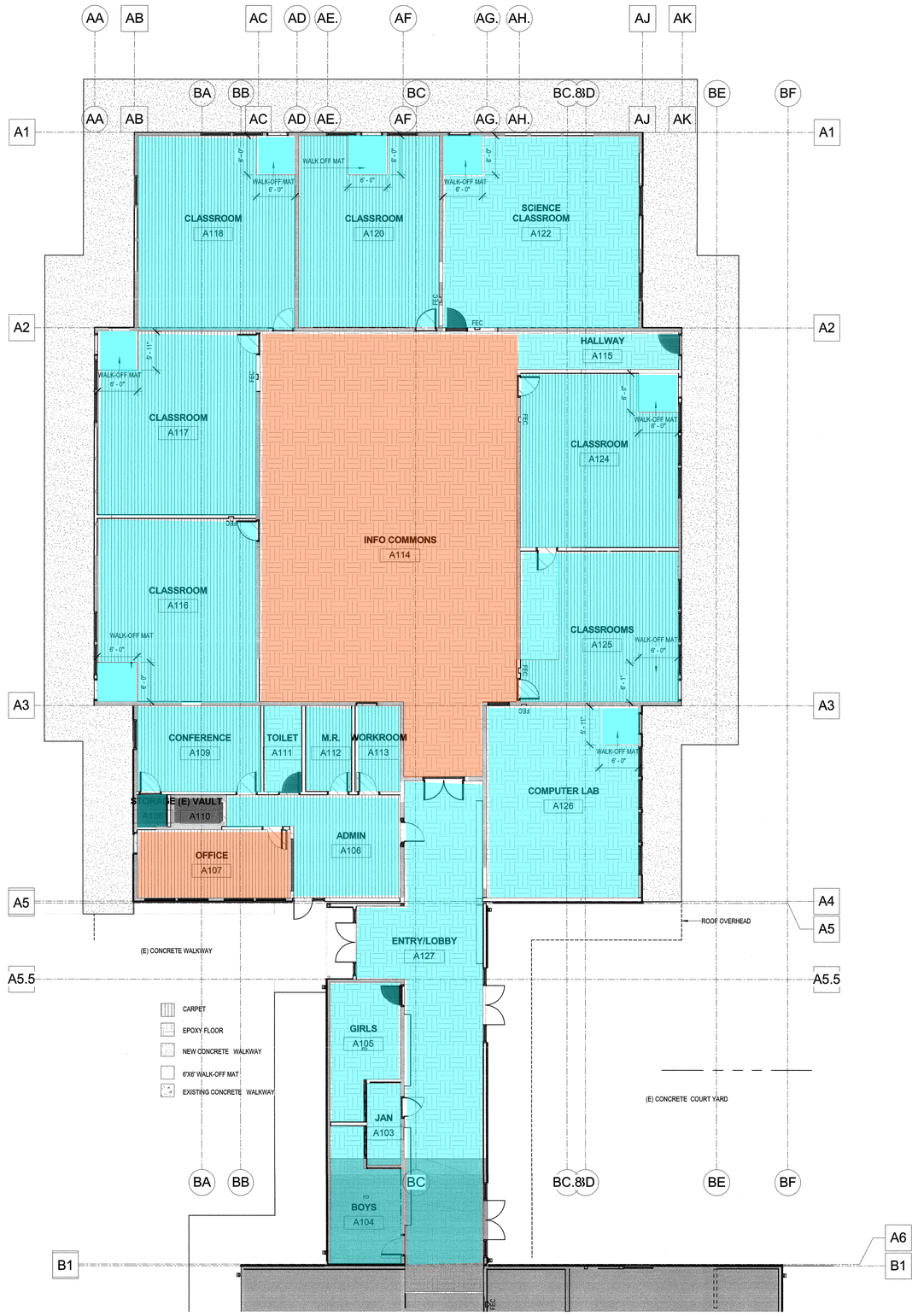


6 FINISH FLOOR PLAN AREA A
1/8" = 1'-0"

Z:\Projects\SAC\17\17141-01\Increment #1\Drawings\BIM\17141 - Hayfork HS Central_mily.hosteller.rvt
8/20/2018 9:42:19 PM

PBK


ARCHITECTURE
SACRAMENTO
2520 Venture Oaks Way, Suite 440
Sacramento, CA 95833
Phone No 916-682-9494
PBK.com

CIVIL
TRINITY VALLEY CONSULTING
67 WALNUT WAY WILLOW CREEK CA 95573
PHONE NO. 530.529-3000

STRUCTURAL
POINT 2 STRUCTURAL
3701 BUSINESS DRIVE SUITE 100 SACRAMENTO CA 95820
PHONE NO. 916.452.8200

MECHANICAL & PLUMBING
FRONTIER CONSULTING ENGINEERS, INC
PO BOX 492174 REDDING CA 96002
PHONE NO. 530.222.6182

FOOD SERVICE
CAPITOL ENGINEERING
11020 SUN CENTER DRIVE RANCO CORDOVA CA 95670
PHONE NO. 916.851.3500

ELECTRICAL
PACE ENGINEERING
1730 SOUTH STREET REDDING CA 96001
PHONE NO. 530.244-0252

TECHNOLOGY
PACE ENGINEERING
1730 SOUTH STREET REDDING CA 96001
PHONE NO. 530.244-0252


**HAYFORK HIGH SCHOOL**
ALTERATIONS TO CLASSROOM, MULTI-PURPOSE AND ADMINISTRATION - BUILDING A INCREMENT #1

Mountain Valley Unified School District

231 OAK AVE, HAYFORK, CA 96041

CONSTRUCTION DOCUMENTS

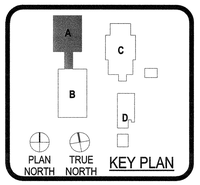


INCREMENT 1

IDENTIFICATION STAMP
DIV. OF THE STATE ARCHITECT
APPL. 02-116570
ACS
DATE 8-28-2018

CLIENT
MOUNTAIN VALLEY UNIFIED SCHOOL DISTRICT
PROJECT NUMBER
17141
DATE: AUGUST 21, 2018
DRAWN BY: Author
CHECKED BY: Checker
REVISIONS

| No. | Description | Date |
|---|---|---|

CONSTRUCTION DOCUMENTS

# FIRST FLOOR FINISH PLAN - BUILDING'A'

# A2.04-I1